

ACE BIOPSIE

- **ATA-CUT, tip GELMAN, MENGHINI modificat**
- **BEN, biopsie măduva osoasa**
- **BEST-LISAS, biopsie măduva osoasa**
- **BIO-CUT, biopsie țesuturi moi**
- **BTT, recoltare măduva osoasa**
- **COMPLETE CHIBA, biopsie citologica**
- **COLT, biopsie țesuturi moi**
- **DERMA PUNCH, biopsie piele**
- **DURA JECT, anestezie subarahnoidiana**
- **ECO CHIBA, eco-reflectant, biopsie citologica**
- **FAST-GUN, pistol automat reutilizabil**
- **FAST-CUT, eco-refelectant, pentru FAST-GUN**
- **FULL-OTY, eco-reflectant, biopsie citologica si micro-histologica**
- **HEPA-CUT, biopsie ficat**
- **MAMMOREP J, eco-reflectant, localizare noduli mamari**
- **MIELO-CAN, aspirare/recoltare pentru Creasta Iliaca si Stern**
- **PORT-JECT, ac HUBER**
- **SPRING-CUT, eco-reflectant, biopsie țesuturi moi**
- **VABRA, biopsie endometrială**
- **ISTEROMETRU, adâncime cavitate uterina**
- **KARMAN, aspirare intra uterina**
- **VER-FLOW, ac VERRES, pentru pneumoperitoneu**



CUPRINS

Ac Biopsie Tip GELMAN (MENGHINI modificat)

GELMAN TYPE BIOPSY NEEDLE (MENGHINI MODIFIED)

ATA-CUT®

Ac biopsie de inalta calitate, furnizeaza informatii histologice pentru diagnostic si caracteristici ale leziunilor suspecte.

ATA-CUT - Ac Biopsie tip Gelman sau Menghini modificat, trocar inclinat faciliteaza penetrarea, nu necesita utilizarea de solutie salina. Mai multe marimi disponibile G16, G17, G18, G19, G20, G21.

High quality core biopsy needles provide histologic information for diagnosis and characterization of suspect lesions.

 **Seringa cu blocare automata**
Auto - blocking syringe



COMPETITION



Perete standard

ATA-CUT®




Perete subtire

ATA-CUT®

 **Margine de taiere ascutita**
Razor sharpened edge

 **Trocar cu vârf conic**
Trocar point bevel stylet



CATALOG ACE BIOPSIE

Str. Sf. Elefterie 26, sector 5, 050525 Bucharest (Romania)
Tel: (+40)(21) 4108263; 4108269; 4108273 Fax: (+40)(21) 4108181
CF RO 428016 - www.mithos.ro - mithos@mithos.ro

CUPRINS

AC BIOPSIE MADUVA OSOASA, TIP JAMSHIDI, DE UNICA FOLOSINTA

DISPOSABLE JAMSHIDI-TYPE BONE-MARROW BIOPSY NEEDLE

ben[®]

Profil de taiere "Fish- Mouth"

"Fish-Mouth" cutting profile

Trocar conic

Trocar bevel

Camera expansiune conica

Conical expansion chamber

Canula conica

Conically tapered cannula

Marginea de taiere a canulei tip "fish-mouth", reduce la minim traumatismul si faciliteaza penetrarea

The exclusive "fish-mouth" cutting edge of cannula reduces trauma to a minimum and improves penetration.

SET **ben**[®]

Extragere proba
Specimen remover

Capac ergonomic
Comfort cap

Limitator adancime
Depth limiting device

CUPRINS

AC DE BIOPSIE A MADUVEI OSOASE DI LUSSAZIONE E MANOVRE AGGIUNTIVE

NOT NECESSITATE LUXATION OR ADDITIONAL MOVEMENTS

best[®]
L I S A S
Sistem achizitie proba mai putin invaziv
ACQUIREMENT SYSTEM

NOLOSE[®] SYSTEM
Captator retinere proba
sample retention trap

- Camera de expansiune cilindrica
Cylindrical expansion chamber
- Sistem de retinere proba
Sample retaining system
- Intrare cilindrica
Cylindrical entrance
- Profil de taiere TREPAN
TREPAN[®] cutting profile
- Varf de inalta penetrare
High penetration Trocar bevel



PRINCIPIU DE FUNCTIONARE A SISTEMULUI NOLOSE

Canula tip TREPAN, permite realizarea de probe cilindrice osteo-medulare uniforme. Sistemul interior de retinere a probei, necesita doar o miscare moderata. In caz de oase moi sau critice, sau in cazul unei penetrari mai mici de 20 mm, trebuie folosit combinat cu accesoriile Safe-Lock, pt. a garanta achizitia probei.

HOW THE NOLOSE[®] SYSTEM WORKS

The cannulas TREPAN[®] cutting profile allows the attainment of uniform intact osteo-medullary cylinders. The inner sample retaining system requires just a moderate luxatory movement. In case of soft or critical bones, or everytime luxatory manoeuvre is to be avoided, the use combined with the SAFE-LOCK[®] accessory (included), will guarantee success in specimen acquirement.



TABEL COMPARATIV / COMPARATIVE CHART

	Calibro ago / Gauge	Ø Frustolo bioptico / Ø of specimen core
BEST-LISAS [®]	9G (3,5 mm) / 11G (3,0 mm)	2,4 mm / 2,1 mm
AC OBISNUI / TRADITIONAL NEEDLE	8G (4,0 mm) / 11G (3,0 mm)	2,4 mm / 1,7 mm

CATALOG ACE BIOPSIE

Str. Sf. Elefterie 26, sector 5, 050525 Bucharest (Romania)
Tel: (+40)(21) 4108263; 4108269; 4108273 Fax: (+40)(21) 4108181
CF RO 428016 - www.mithos.ro - mithos@mithos.ro

CUPRINS

AC BIOPSIE TIP GHILOTINA, DE UNICA FOLOSINTA, PENTRU TESUTURI MOI

SU TESSUTI MOLLI

DISPOSABLE GUILLOTINE-TYPE SOFT TISSUE BIOPSY NEEDLE

BIO-CUT®

Ace biopsie de inalta calitate, furnizeaza informatii histologice si caracteristici ale leziunilor suspecte.

High quality core biopsy needles provide histologic information for diagnosis and characterization of suspect lesions.



Canula cu pereti ultra subtiri
Ultra-thin walled cannula



Marcaj in cm
Centimetre marks

Lama cu muchie ascutita
Razor-sharpened edge

Fanta 20 mm
Notch 20 mm

AUTO-SHOT®

AUTO-SHOT®

Special construit pentru procedura semi-automata cu BIO-CUT
Reutilizabil, se poate dezinfecta prin proceduri obisnuite

AUTO-SHOT®

has been specifically designed to make the biopsy procedure with BIO-CUT® semi-automatic. It is reusable and can be disinfected by the most common methods.

Ordering

PSTASH1

CUPRINS

Ac Recoltare Maduva Osoasa BONE-MARROW HARVESTING NEEDLE-SET

btt®

Best - Btt - Ac biopsie Maduva Osoasa
cu maner ergonomic anti-alunecare,
limitator de adancime, trocar inclinat,
orificii laterale largi, profil de taiere
ascutit, dimentiuni G11, G13,
aplicatii : oncologie

■ **Tocar inclinat**
TROCAR bevel

■ **Orificii laterale largi**
Wide side ports

■ **Profil taiere ascutit**
Razor sharpened
cutting profile



CUPRINS

AC BIOPSIE CITOLOGICA, DE UNICA FOLOSINTA, TIP CHIVA DISPOSABLE CHIBA-TYPE CYTOLOGIC BIOPSY NEEDLE

COMPLETECHIBA[®]

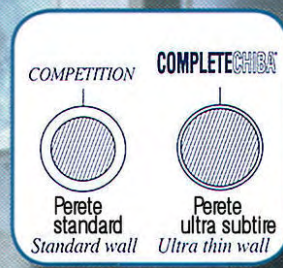
COMPLETE CHIBA - Ac biopsie citologica tip CHIBA, de unica folosinta, non traumatic, tip Quincke, gradat in cm., limitator de adancime, lentile cu marire dubla.

Varful tip Quincke, faciliteaza penetrarea si o face mai putin invaziva.




Varf non traumatic tip Quincke

Quincke bevel



- Cap cu cod de culoare
Colour coded hub
- Lentile dublu amplificate
Double magnifying lens
- Dinte de esalonare pt. introducerea acului
Phasing tooth for introducer needle
- Marcaj in cm.
Centimetre marking
- Limitator de adancime
Depth limiting device



CATALOG ACE BIOPSIE

Str. Sf. Elefterie 26, sector 5, 050525 Bucharest (Romania)
Tel: (+40)(21) 4108263; 4108269; 4108273 Fax: (+40)(21) 4108181
CF RO 428016 - www.mithos.ro - mithos@mithos.ro

CUPRINS

DISPOZITIV AUTOMAT DE UNICA FOLOSINTA PENTRU BIOPSIA TESUTURILOR MOI

SU TESSUTI MOLLI

DISPOSABLE AUTOMATIC SOFT TISSUE BIOPSY INSTRUMENT

COLT®

Dispozitiv de siguranta
Safety-lock

Mecanism de declansare
Trigger

Incarcare
Load

Canula detasabila
Detachable Cannula

Buton recuperare proba
Sample recovery button

Marcaj in cm
Centimetre marks

AC CRESTAT STANDARD
NEEDLE



TOPcore® NEEDLE

ECHONOX®

Otel eco reflectant, permite
vizualizarea in clar a intregii
lungimi a acului pe monitor

The echoreflecting steel
which makes the whole
length of the needle clearly
visible on the monitor.



COLT® SET-TAC

Set cu ac de ghidaj pt. procedura de scanare CT

Set with introducer needle for co-axial procedure under CT scanning

CATALOG ACE BIOPSIE

Str. Sf. Elefterie 26, sector 5, 050525 Bucharest (Romania)
Tel: (+40)(21) 4108263; 4108269; 4108273 Fax: (+40)(21) 4108181
CF RO 428016 - www.mithos.ro - mithos@mithos.ro

CUPRINS

DISPOZITIV PENTRU BIOPSIA PIELII

SKIN BIOPSY PUNCH

DERMOPUNCH[®]

Biopsia pielii, o procedura foarte comuna, este esentiala pentru diagnosticul histologic al :

- *dermatozelor neclare*
- *leziuni care sugereaza malignitate*
- *alunite suspecte*



**Lama ascutita din otel
inoxidabil**

■ *Stainless steel sharp
cutting edge*



**Dimensiunea in relief
pe fiecare lama**

■ *Size embossed on every punch*



CUPRINS

Ac Anestezie Subarahnoidiana

NEEDLE FOR SUBARACHNOID ANAESTHESIA

DURAJECT[®]

Diferentele mici, dar semnificative, in geometria varfului, faciliteaza plasarea ideala a acului.

Acesta permite :


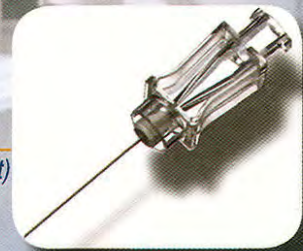
Buna identificare a "dura-click"
diferentiere clara a diferitelor
straturi de tesuturi
adancimea minima a inciziei si
evitarea leziunilor nervoase.

Ac introducător (la cerere)
Introducer needle (on request)

Margine rotunjita, previne separarea
Rounded edges prevent coring

Deschiderea speciala permite
curgerea libera a fluidului
cerebrospinal
Special opening allows CSF
to flow freely

Punct conic de penetrare a
fibrei fara taiere
Conical point spreads dura
fibers, doesn't cut



CUPRINS

Ac Biopsie Citologica, Tip CHIBA, Eco- Reflectant

ECHO-REFLECTING CHIBA-TYPE CYTOLOGIC BIOPSY NEEDLE


ECOCHIBA®

ECHONOX®



Otel eco reflectant, ceea ce face ca intreaga lungimea a acului sa se vada pe monitor
The echoreflecting steel which makes the whole length of the needle clearly visible on the monitor.


Ac biopsie tip CHIBA, vizibil pe monitor ecografic. confectionat dintr-un aliaj special (ECHONOX).
Varful tip Quincke, asigura o penetrare non invaziva.
Capac transparent cu lentile cu marire dubla si dinte sincronizat cu introducerea acului.
De unica folosinta, reduce riscul de infectare



Varf cu inclinatie
Tip Quincke, non-traumatic
Non - traumatic
Quincke bevel



- **Capac cu cod de culoare**
Colour coded hub
- **Lentile dublu amplificate**
Double magnifying lens
- **Dinte de sincronizare cu acul**
Phasing tooth for introducer needle
- **Marcaj in cm**
Centimetre marking
- **Limitator de adancime**
Depth limiting device



CATALOG ACE BIOPSIE

Str. Sf. Elefterie 26, sector 5, 050525 Bucharest (Romania)
Tel: (+40)(21) 4108263; 4108269; 4108273 Fax: (+40)(21) 4108181
CF RO 428016 - www.mithos.ro - mithos@mithos.ro

CUPRINS



PISTOL AUTOMAT, REUTILIZABIL, PENTRU BIOPSIE
AUTOMATIC REUSABLE BIOPSY GUN

FAST-GUN®

Ac crestat tip
ghilotina standard



TOPcore NEEDLE
AC TOP CORE



ECHONOX®

Confectionat din otel
eco reflectant, ceea
ce face ca intreaga
lungimea a acului sa
fie vizibila pe monitor

The echoreflecting steel
which makes the whole
length of the needle clearly
visible on the monitor.



FAST-CUT®

ACE BIOPSIE PENTRU PISTOL AUTOMAT FAST-GUN
DISPOSABLE BIOPSY NEEDLE FOR AUTOMATIC GUN

CATALOG ACE BIOPSIE

Str. Sf. Elefterie 26, sector 5, 050525 Bucharest (Romania)
Tel: (+40)(21) 4108263; 4108269; 4108273 Fax: (+40)(21) 4108181
CF RO 428016 - www.mithos.ro - mithos@mithos.ro

CUPRINS

AC DE BIOPSIE DE UNICA FOLOSINTA, PENTRU PISTOL AUTOMAT

DISPOSABLE BIOPSY NEEDLE FOR AUTOMATIC GUN

FAST-CUT® B

Construit pentru a functiona
cu pistolul FAST-GUN si MAGNUM



Ac de biopsie de inalta calitate,
furnizeaza informatii histologice
pt. diagnostic si caracteristici
ale leziunilor suspecte

High quality core biopsy
needles provide histologic
information for diagnosis
and characterization of
suspect lesions.

■ **Marcat in cm.**
Centimetre marks

■ **Margine ascutita**
Razor-sharpened edge

■ **Fanta 20 mm**
Notch 20 mm



CATALOG ACE BIOPSIE

Str. Sf. Elefterie 26, sector 5, 050525 Bucharest (Romania)
Tel: (+40)(21) 4108263; 4108269; 4108273 Fax: (+40)(21) 4108181
CF RO 428016 - www.mithos.ro - mithos@mithos.ro

CUPRINS

AC BIOPSIE MENGHINI MODIFICAT CU RECUPERARE DE CELULE IFR
CON RECUPERO TOTALE DELLE CELLULE BIOPSIATE (I.F.R.)
MODIFIED MENGHINI BIOPSY NEEDLE WITH IFR CELL RESCUE

FULLOPTV[®]

PROBA DUBLA (citologica si micro-histologica) printr-o singura punctie, mare precizie de diagnosticare.
Marcat in centimetri cu opritor culisant pentru adancime.
Steril, de unica folosinta.



Canula de taiere ascutita
Trocar varf conic

Razor-sharpened cannula
Trocar bevel point



**RECUPERAREA INTEGRALA
A CELULELOR CARE DE
OBICEI SE PIERD**

IFR

**FULL RECOVERY
OF USUALLY
LOST CELLS**

ECHONOX[®]

Ac vizibil cu claritate pe
intreaga lungime

Needle clearly visible in its whole
length, no seeding.



FULLOPTV[®] SET-TAC

Set pentru procedura coaxiala de scanare tomografica
cu ac de ghidaj inclus.

Set for co-axial procedure under
CT scanning with needle-guide included.



CUPRINS

SET MENGHINI PT. BIOPSIA FICATULUI

DISPOSABLE MENGHINI LIVER BIOPSY SET

HEPA-CUT[®]

HEPA-CUT, set monouz pentru biopsie hepatica prin metoda traditionala Menghini.

Setul include: seringa, canula bioptica, bisturiu, ac pentru solutie salina; simplifica munca si evita riscul de contaminare.

Ace biopsiede inalta calitate, furnizeaza informatii pentru diagnosticare si caracteristici ale leziunilor suspecte

High quality core biopsy needles provide histologic information for diagnosis and characterization of suspect lesions.

■ Sonda cu interior de siguranta
Inner safety plug

■ Dispozitiv limitare adancime
Depth limiting device

■ Dispozitiv cu margine taietoare
Razor sharp cutting edge

■ Seringa cu auto blocare
Auto - blocking syringe

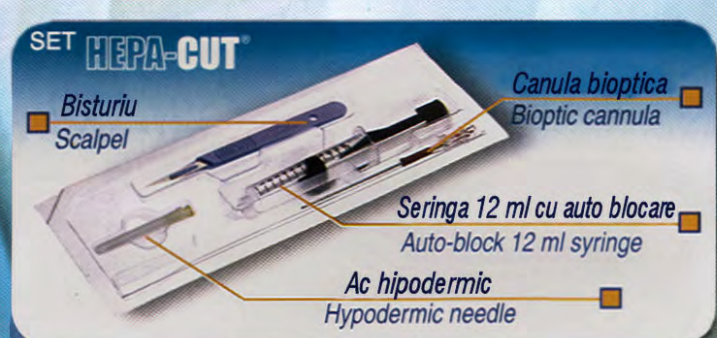
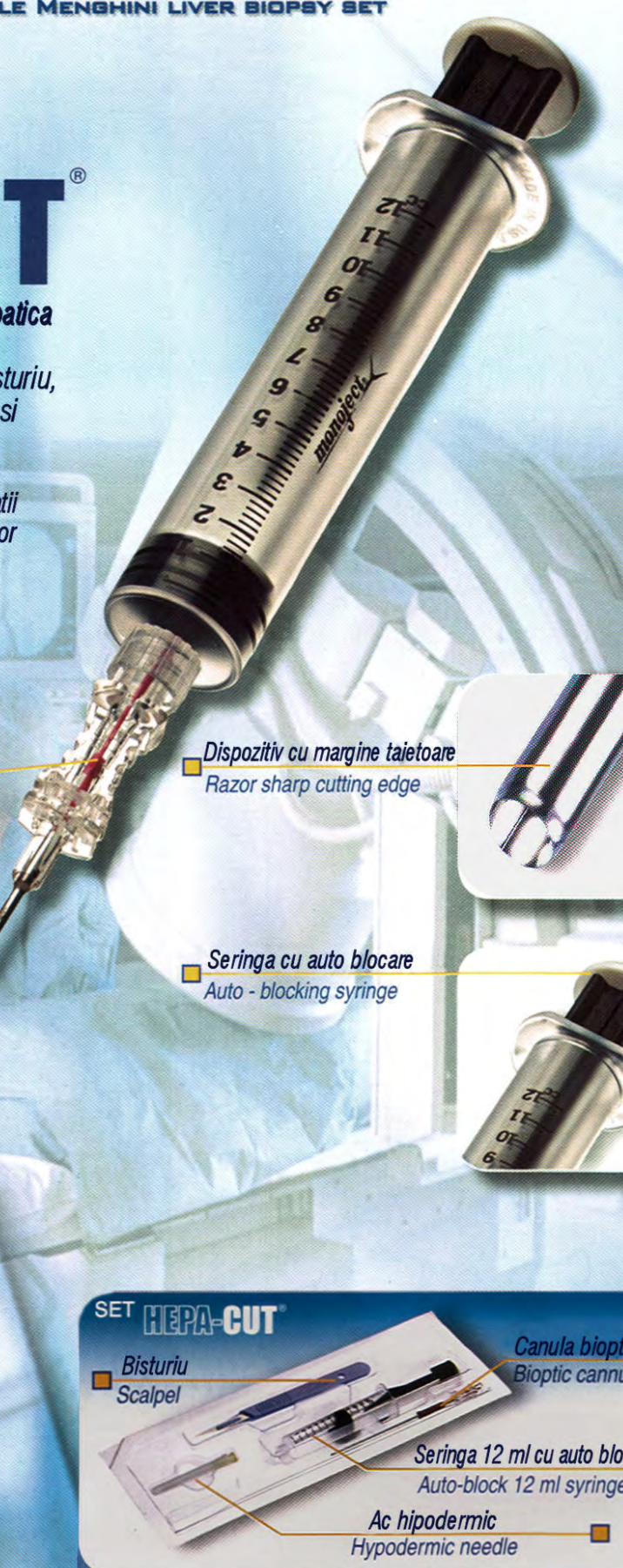
SET HEPA-CUT[®]

■ Bisturiu
Scalpel

■ Canula bioptica
Bioptic cannula

■ Seringa 12 ml cu auto blocare
Auto-block 12 ml syringe

■ Ac hipodermic
Hypodermic needle





CATALOG ACE BIOPSIE

Str. Sf. Elefterie 26, sector 5, 050525 Bucharest (Romania)
Tel: (+40)(21) 4108263; 4108269; 4108273 Fax: (+40)(21) 4108181
CF RO 428016 - www.mithos.ro - mithos@mithos.ro

CUPRINS

AC CU FIR IN FORMA DE CARLAG, REPOZITIONABIL, PENTRU LOCALIZARE NODULI MAMARI
CORRIGIBLE BREAST LOCALISATION HOOK-WIRE NEEDLE-SET

MAMMOREP J[®]

PER USO ECOGRAFICO
FOR ULTRASOUND GUIDED PROBEURE
PENTRU UZ ECOGRAFIC

Maner confortabil pt. utilizarea cu o singura mana
Comfortable handle for one-hand use

Dispozitiv limitare adancime
Depth limiting device

Ac confectionat din "ECHONOX"
vizibil in mod clar pe monitorul
ecografic

Needle made from ECHONOX[®]
clearly visible on
the echographic monitor

Canula gradata in cm. pt.
exactitatea adancimii.

Easy-to-read centimetre marks
facilitate accurate depth placement

Fir in forma de carlig, repositionabil.

"J" shaped corrigible hook-wire



ECHONOX[®]

Otel eco reflectant, cea ce
face ca intreaga lungimea
a acului sa fie vizibila in mod
clar pe monitor.

The echoreflecting steel which
makes the whole length of
the needle clearly visible on
the monitor.



CATALOG ACE BIOPSIE

Str. Sf. Elefterie 26, sector 5, 050525 Bucharest (Romania)
Tel: (+40)(21) 4108263; 4108269; 4108273 Fax: (+40)(21) 4108181
CF RO 428016 - www.mithos.ro - mithos@mithos.ro

CUPRINS

Ac Aspirare/Recoltare, pentru Maduva Osoasa, Utilizat pt. Cresta Iliaca si Stern E ALLA CRESTA ILIACA

COMPREHENSIVE RANGE OF BONE MARROW ASPIRATION / HARVESTING
NEEDLES FOR USE ON THE ILIAC CREST AND STERNUM

Mielo M-CAN

Capac striat

Cap with stylet holder

Maner ergonomic

Comfortable handle
(MCN 03 / 04 / 22)

Modele pt. Stern

MCN 01 / MCN 02
Sizes for sternum

Cursor cu scala in mm

Millimetered depth scale + Distal side ports

Porturi Laterale MCNO3/MCNO4

Otel Intarit

Modele pt. Cresta Iliaca

MCN 22 / MCN 03 / MCN 04
Sizes for iliac crest

Mielo-Can este disponibil in 3 modele

- Pentru Stern (G15, G18)
- Pentru Cresta Iliaca (G15)
- Pentru Recoltare sau
Cresta Iliaca (G14, G15)

Mielo-Can 1 - G18, limite adancime : 1-3 cm, adancime maxima : 5 cm, pentru stern
Mielo-Can 2 - G15, limite adancime : 1-3 cm, adancime maxima : 5 cm, pentru stern

Mielo-Can 22 - G15, limite adancime : 2-4 cm, adancime maxima : 6 cm, pentru Cresta Iliaca

Mielo-Can 3 - G15, limite adancime : 1-3 cm, adancime maxima : 5 cm, pentru recoltare sau Cresta Iliaca

Mielo-Can 4 - G14, limite adancime : 4-6 cm, adancime maxima : 8 cm, pentru recoltare sau Cresta Iliaca


CATALOG ACE BIOPSIE

Str. Sf. Elefterie 26, sector 5, 050525 Bucharest (Romania)
Tel: (+40)(21) 4108263; 4108269; 4108273 Fax: (+40)(21) 4108181
CF RO 428016 - www.mithos.ro - mithos@mithos.ro


CUPRINS

AC SI SET HUBER HUBER NEEDLES AND SETS

PORT JECT®



■ *Ace Huber cu aripioare, drepte sau angulate*
Winged Huber Needles, straight or angled



■ *Set complet Huber*
Complete Huber Sets

CATALOG ACE BIOPSIE

Str. Sf. Elefterie 26, sector 5, 050525 Bucharest (Romania)
Tel: (+40)(21) 4108263; 4108269; 4108273 Fax: (+40)(21) 4108181
CF RO 428016 - www.mithos.ro - mithos@mithos.ro

CUPRINS

DISPOZITIV SEMI AUTOMAT PT. BIOPSIA TESUTURILOR MOI SEMIAUTOMATIC SOFT TISSUE BIOPSY NEEDLE

SPRING//CUT®

- **Mandrina retractabila**
Retractable stylet
- **Dispozitiv de siguranta**
Safety Lock
- **Cod de culoare**
Colour coded
- **Deplasare bioptica 5-10-20 mm.**
Biopic throw 5-10-20 mm
- **Canula detasabila**
Detachable Cannula

AC CRESTAT STANDARD
NEEDLE



TOPcore® NEEDLE

- **Marcaj in cm.**
Centimetre marks

ECHONOX®

Otel eco reflectant, face
ca intreaga lungime a acului
sa fie vizibila in mod clar pe
monitor

The echoreflecting steel
which makes the whole
length of the needle clearly
visible on the monitor.



SPRING-CUT® SET-TAG



Set cu ac de ghidaj pentru procedura
de scanare tomografica

Set with introducer needle for co-axial procedure under CT scanning

CUPRINS

SET PENTRU BIOPSIE ENDOMETRIALA

SET FOR ENDOMETRIAL BIOPSY

VABRA®

Vabra - chiureta de aspiratie pentru biopsie endometrială, setul include: cateter flexibil drept, cu cap bontsi orificii laterale care permit aspirarea și colectarea tesutului endometrial, tub pentru proba cu capac și lingurita, aplicatii ginecologice.



SET VABRA®

ISTEROMETRO®

SONDA DE UNICA FOLOSINTA PENTRU MASURAREA ADANCIMEA CAVITATII UTERINE

SINGLE USE HISTEROMETER FOR THE MEASUREMENT OF UTERINE CAVITY DEPTH

Istermetro - este un histerometru de unica folosinta pentru masurarea in adancime a cavitatii uterine, flexibil, cu varf atraumatic, aplicatii ginecologice.

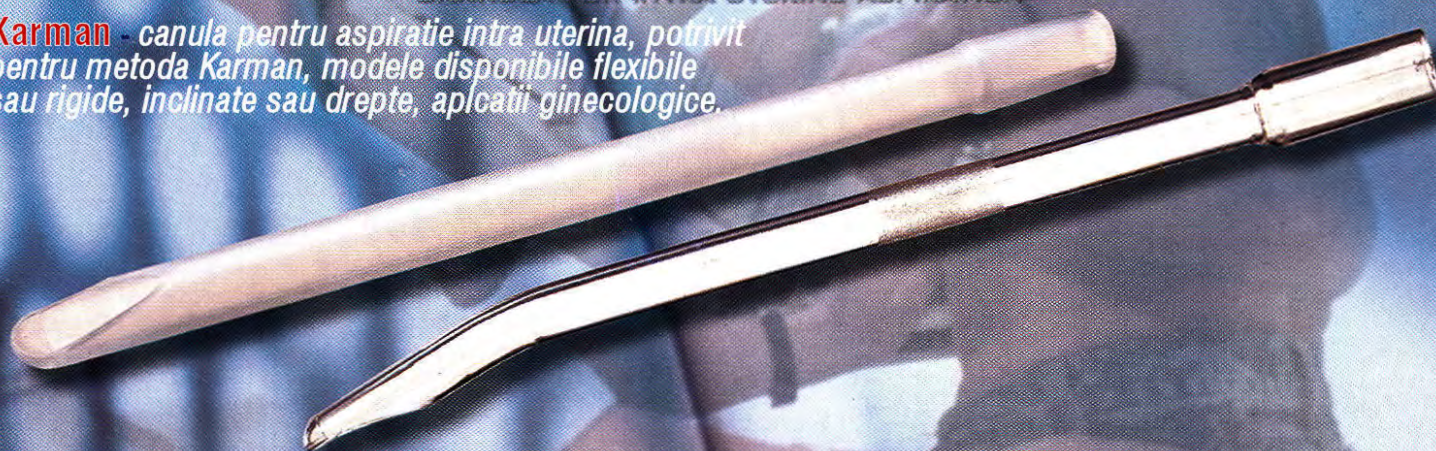


KARMAN®

CANULA PENTRU ASPIRARE INTRA UTERINA

CANNULA FOR INTRA-UTERINE ASPIRATION

Karman - canula pentru aspiratie intra uterina, potrivit pentru metoda Karman, modele disponibile flexibile sau rigide, inclinate sau drepte, aplicatii ginecologice.



CATALOG ACE BIOPSIE

Str. Sf. Elefterie 26, sector 5. 050525 Bucharest (Romania)
Tel: (+40)(21) 4108263; 4108269; 4108273 Fax: (+40)(21) 4108181
CF RO 428016 - www.mithos.ro - mithos@mithos.ro

CUPRINS

AC VERRES PT. PNEUMOPERTONEU

VERRES PNEUMOPERITONEUM NEEDLE

VER-FLOW[®]

■ **Robinet pt. oprire**
One-way stop-cock

■ **Indicator pt. pozitionarea varfului**
Blunt stylet position marker

■ **Maner impotriva alunecarii**
Non slip hand grip

VER-FLOW este utilizat pentru procedura laparoscopica. Varful tocit cu fante largi laterale, pentru o mai usoara insuflare a dioxidului de carbon. steril, de unica folosinta, reduce riscul infectarii.

■ **Ascutire non traumatica**
Non-traumatic sharpening

■ **Fanta pentru debit mare**
Wide flow slots

■ **Varf tocit**
Blunt stylet

